

COUNTER PRESSURE BOTTLE FILLERS

Economy Line Models

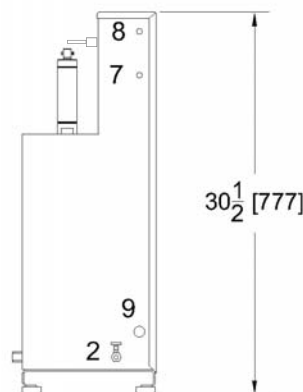
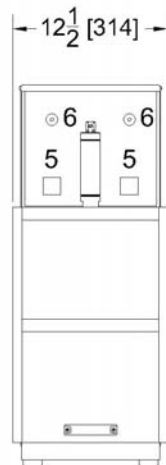
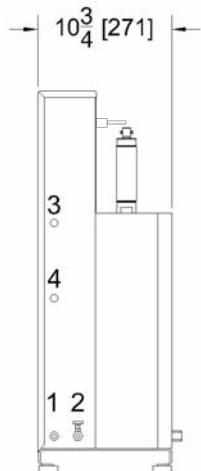
EFM1 & EFM2



- Single or Dual Head manual control via joystick(s)
- Manual CIP cycle
- Manual Safety Doors
- Adjustable Fill Heights
- Error codes for easy trouble shooting
- Quick change bases for 12oz, 22 oz, 750ml champagne, growlers & many others.
- Electrical approval for North America
- All Stainless Steel Construction

- EFM1: \$4,778.00
- EFM2: \$5,935.00

EFM1 Shown



1. PRODUCT CONNECTION
2. VENT
3. AIR CONNECTION
4. CO2 CONNECTION
5. FILLING HEAD PRESSURE CONTROL SWITCH
6. JOYSTICK(S)
7. ON/OFF SWITCH
8. CIRCUIT BREAKER
9. ELECTRICAL CORD

COUNTER PRESSURE BOTTLE FILLERS

Economy Line Models

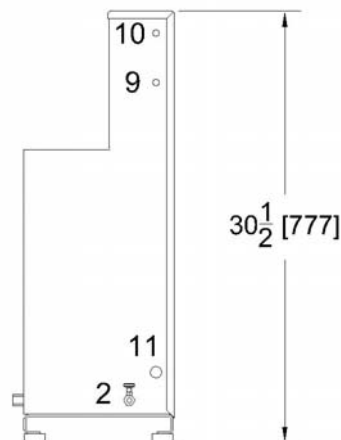
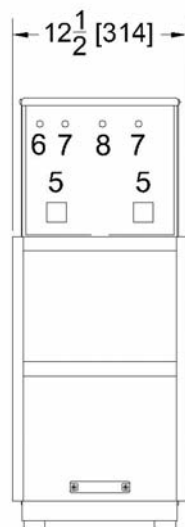
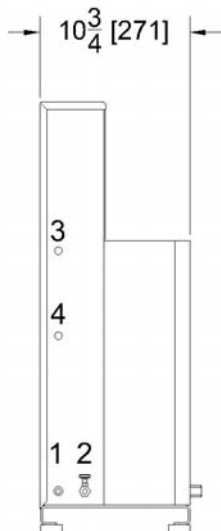
EFA1 & EFA2



EFA2 Shown

- Single or Dual head push button operation
- Push button operation for purging, filling & venting
- Automatic CIP cycle
- Manual Safety doors
- Quick change bases for 12oz, 22 oz, 750ml champagne, growlers & many others.
- Adjustable fill heights
- Error codes for easy trouble shooting
- Electrical approval for North America
- Stainless Steel Construction

- EFA1: \$5,940.00
- EFA2: \$7,403.00



1. PRODUCT CONNECTION
2. VENT
3. AIR CONNECTION
4. CO2 CONNECTION
5. FILLING HEAD PRESSURE CONTROL SWITCH
6. CIP BUTTON
7. STOP BUTTON
8. START BUTTON
9. ON/OFF SWITCH
10. CIRCUIT BREAKER
11. ELECTRICAL CORD



COUNTER PRESSURE BOTTLE FILLERS

Deluxe Line Models

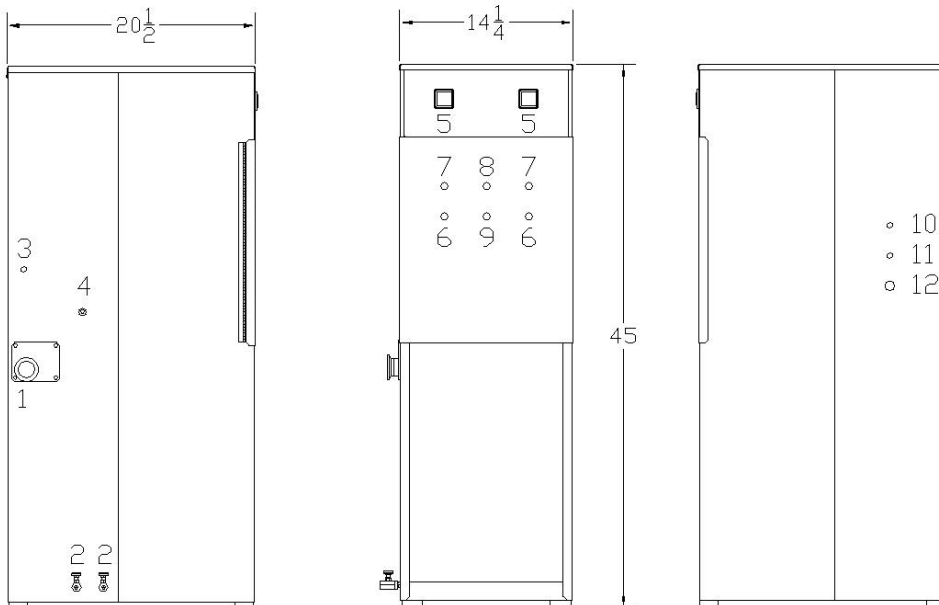


DFA2 Shown

DFA1 / DFA2

- Independent control of Single or Dual Heads
- Push button operation for Purging, Pre-evacuation, Filling and Venting of bottle
- Automatic CIP cycle
- Automatic Safety Doors
- Adjustable Fill Heights
- Adjustable Pre-evacuations
- Error codes for easy trouble shooting
- Quick change bases for 12oz, 22 oz, 750ml champagne & growlers & many others.
- Electrical approval for North America

- DFA1: \$9,109.00
- DFA2: \$12,206.00



1. PRODUCT CONNECTION
2. VENT
3. AIR CONNECTION
4. CO2 CONNECTION
5. FILLING HEAD PRESSURE CONTROL SWITCH
6. START BUTTON
7. STOP BUTTON
8. MODE
9. PROGRAM
10. ON/OFF SWITCH
11. CIRCUIT BREAKER
12. ELECTRICAL CORD

COUNTER PRESSURE BOTTLE FILLERS

Deluxe Line Models

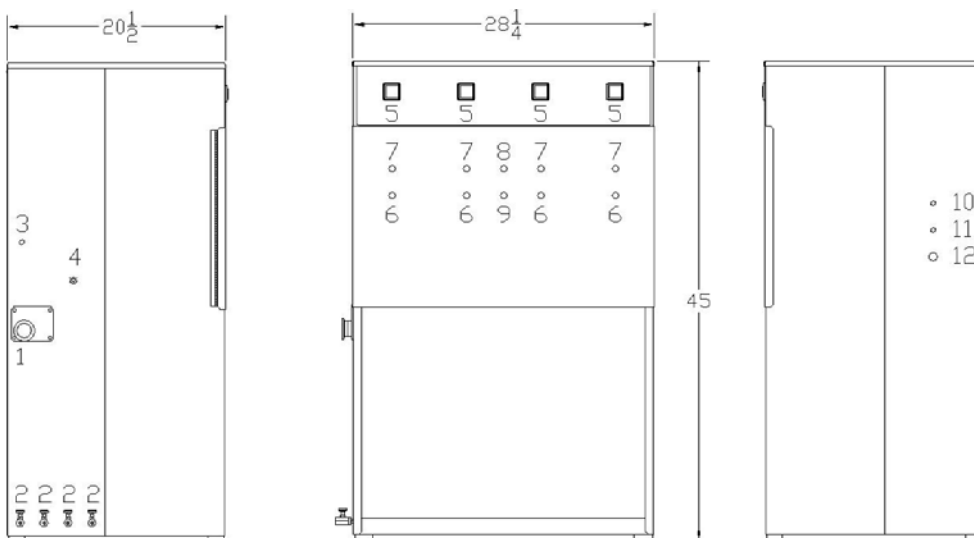
DFA4



- Independent control of Single or Dual Heads
- Push button operation for Purging, Pre-evacuation, filling and Venting of bottle
- Automatic CIP cycle
- Automatic Safety Doors
- Adjustable Fill Heights
- Adjustable Pre-evacuations
- Error codes for easy trouble shooting
- Quick change bases for 12oz, 22 oz, 750ml champagne, growlers & many others.
- Electrical approval for North America

- DFA4: \$18,744.00

DFA4 Shown



1. PRODUCT CONNECTION
2. VENT
3. AIR CONNECTION
4. CO2 CONNECTION
5. FILLING HEAD PRESSURE CONTROL SWITCH
6. START BUTTON
7. STOP BUTTON
8. MODE
9. PROGRAM
10. ON/OFF SWITCH
11. CIRCUIT BREAKER
12. ELECTRICAL CORD

COUNTER PRESSURE BOTTLE FILLERS

Deluxe Line Models

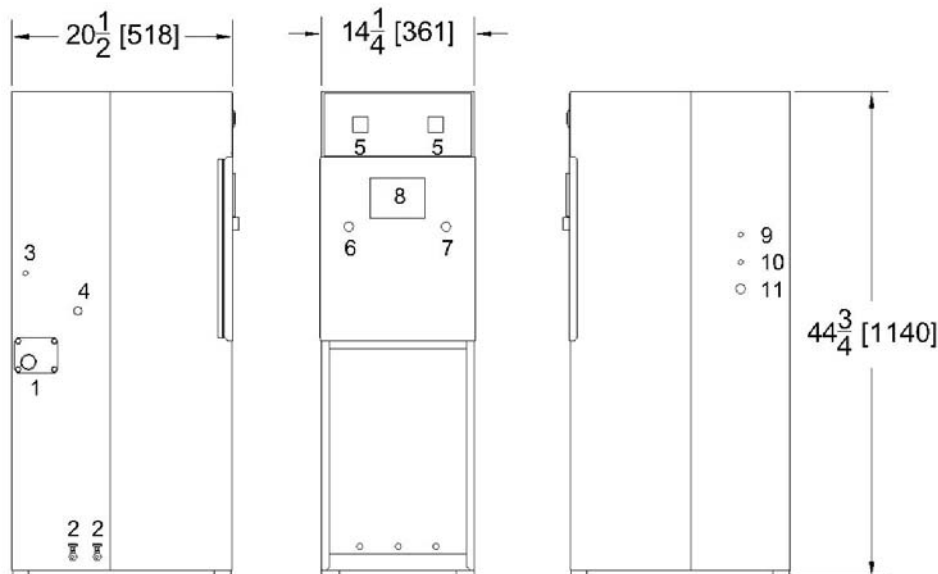


DFC1 & DFC2 FILLER & CROWNER

- Independent Single or Dual Filling and Crowning Heads
- Push button operation for Purging, Pre-evacuation, Filling & Venting
- Automatic CIP cycle
- Safety doors which open and close automatically
- Quick change bases for 12oz, 22 oz, 750ml champagne, growlers & many others.
- Adjustable fill heights
- Adjustable Pre-evacuations
- Error codes on HMI (Human Machine Interface) for easy troubleshooting
- Message display center
- Air Regulator
- Electrical approval for North America
- All Stainless Steel Construction

DFC2 Shown

- DFC1: \$14,214.00
- DFC2: \$18,000.00



1. PRODUCT CONNECTION
2. VENT
3. AIR CONNECTION
4. CO2 CONNECTION
5. FILLING HEAD PRESSURE CONTROL SWITCH
6. START BUTTON
7. STOP BUTTON
8. HMI
9. ON/OFF SWITCH
10. CIRCUIT BREAKER
11. ELECTRICAL CORD



MacDonald Steel Limited

Brewing Systems Division

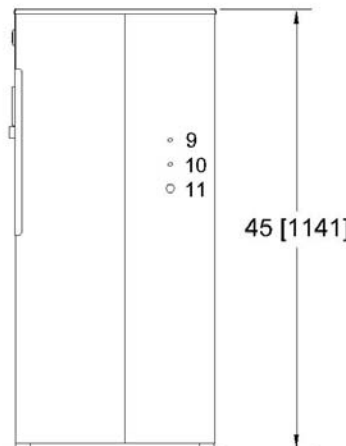
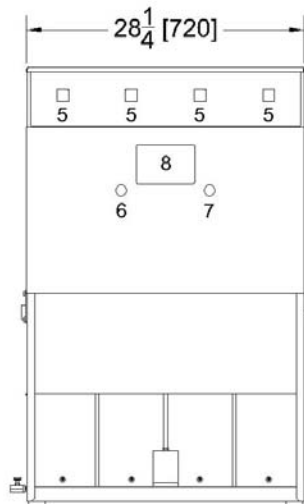
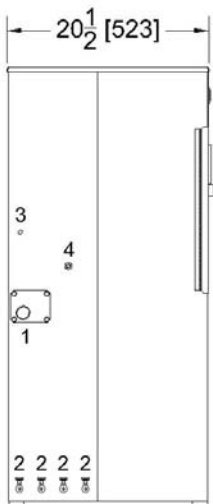
COUNTER PRESSURE BOTTLE FILLERS

Deluxe Line Models

DFC4 FILLER & CROWNER

- 4 independent Filling Heads & 4 independent Crowning Heads
- Push button operation for Purging, Pre-evacuation, Filling & Venting
- Automatic CIP cycle
- Safety doors which open and close automatically
- Quick change bases for 12oz, 22 oz, 750ml champagne, growlers & many others.
- Adjustable fill heights
- Adjustable Pre-evacuations
- Error codes on HMI (Human Machine Interface) for easy troubleshooting
- Message display center
- Air Regulator
- Electrical approval for North America
- All Stainless Steel Construction

- DFC4: \$28,920.00



1. PRODUCT CONNECTION
2. VENT
3. AIR CONNECTION
4. CO2 CONNECTION
5. FILLING HEAD PRESSURE CONTROL SWITCH
6. START BUTTON
7. STOP BUTTON
8. HMI
9. ON/OFF SWITCH
10. CIRCUIT BREAKER
11. ELECTRICAL CORD



MacDonald Steel Limited

Brewing Systems Division

- Prices are in Canadian dollars
- Standard terms are 50% deposit with order, balance due before shipping.
- Any applicable taxes, freight, packing/crating, customs duties, are extra.
- Customer to confirm electrical power supply, including voltage, phase, hertz.
- Packing and Crating:

- Model EFM1, EFM2, EFA1, EFA2: \$160 per unit
- Model DFA1, DFA1, DFC1, DFC2: \$200 per unit
- Model DFA4, DFC4: \$325 per unit